



lumini Solucoes em Iluminacao LTDA
www.lumini.com.br
Email:laboratorio@lumini.com.br
Tel:+55 11 3437-5555 Fax:+55 11 3437-5555
Address:Rua Ferreira Viana, 716 - Socorro - São Paulo/SP

lumini

LumCAT:

Luminaire: led line perfil 12V c lp 7.5W (difusor alto)

LampCAT: modulo led line 15W/m 12Vdc 30K irc 90

Ballast type: led line driver 12V

Report No:

Voltage(V): 124.0000

Test No:

Current(A): 0.1040

Number of Lamps: 1

Power (W): 12.8960

Lamp flux(lm): 707.0

PF: 0.0000

Length(mm): 500

Width(mm): 20

Phm Type: C

Height(mm): 0

Photometric Results

Lumens(lm): 558.99, Efficiency(%): 79.06% , Luminous Efficacy(lm/W): 43.35

Central intensity(cd): 112.776, Maximum intensity(cd): 113.258

Angle of maximum intensity: C=0.0 γ =7.0

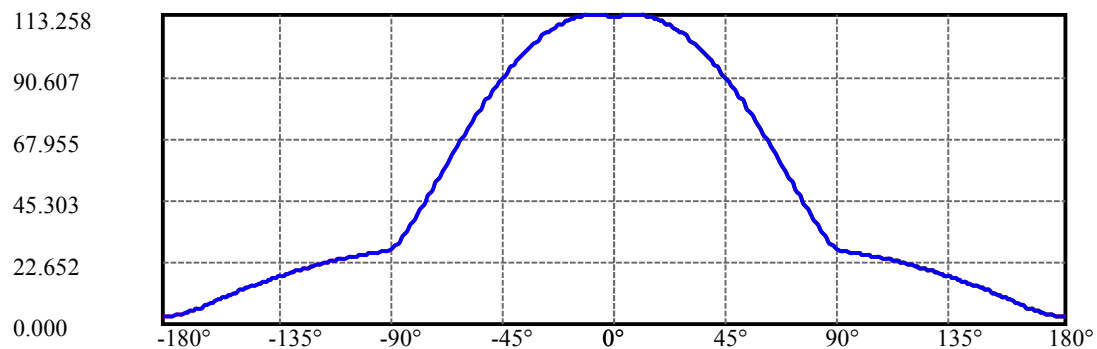
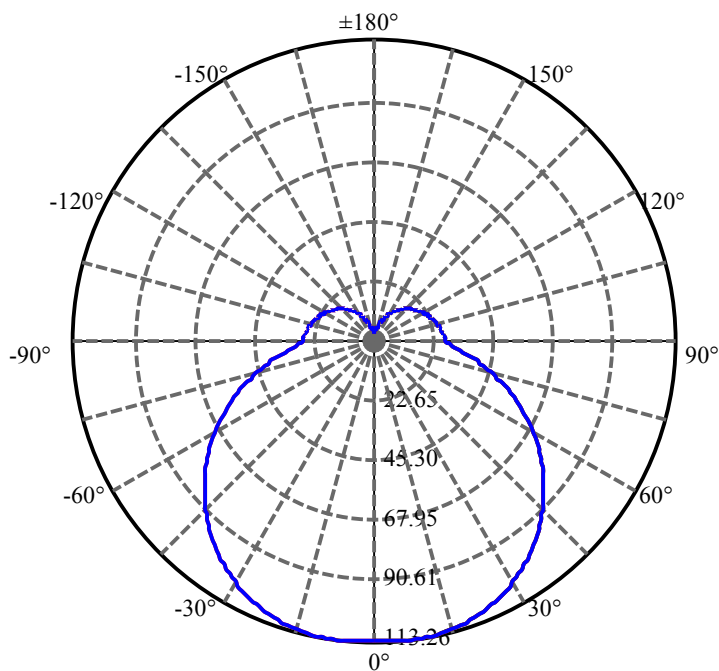
Beam angle of C0 plane : 136.00

Aveage BeamAngle(IEC 61341):136.00

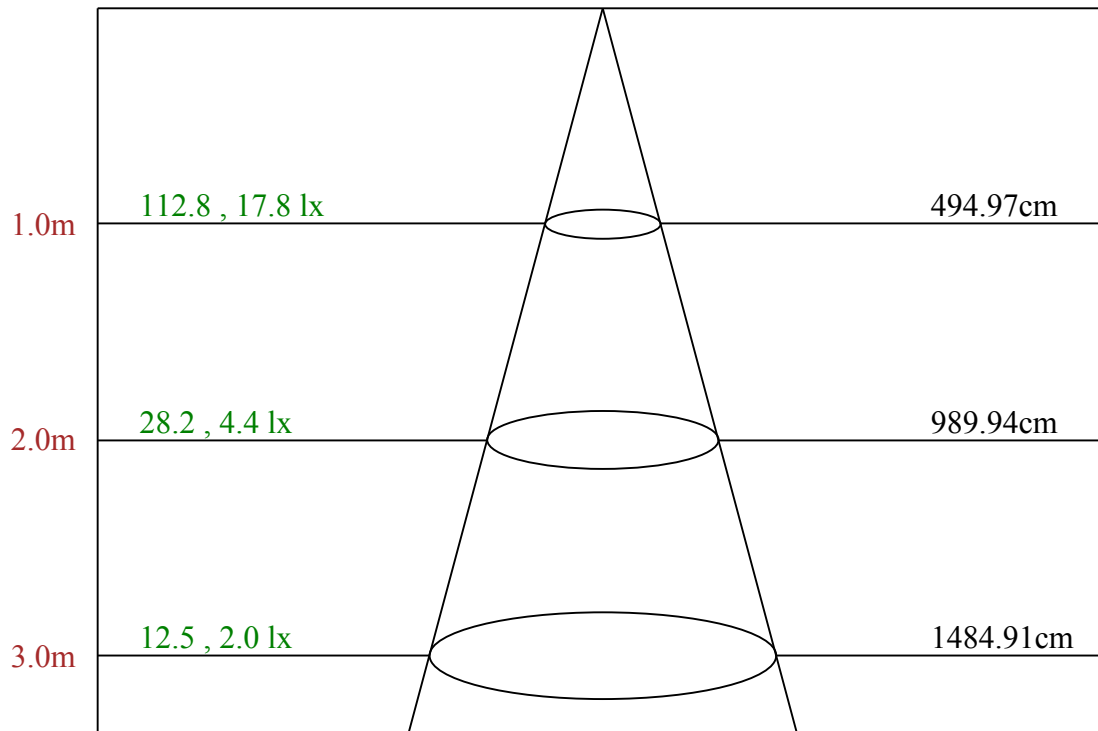
Equipment: equipamento lumini
Temperature(°C): 25.1

Date: 10/01/2025
Humidity(%): 67.0%

Operator: 01
Distance(m): 6.90

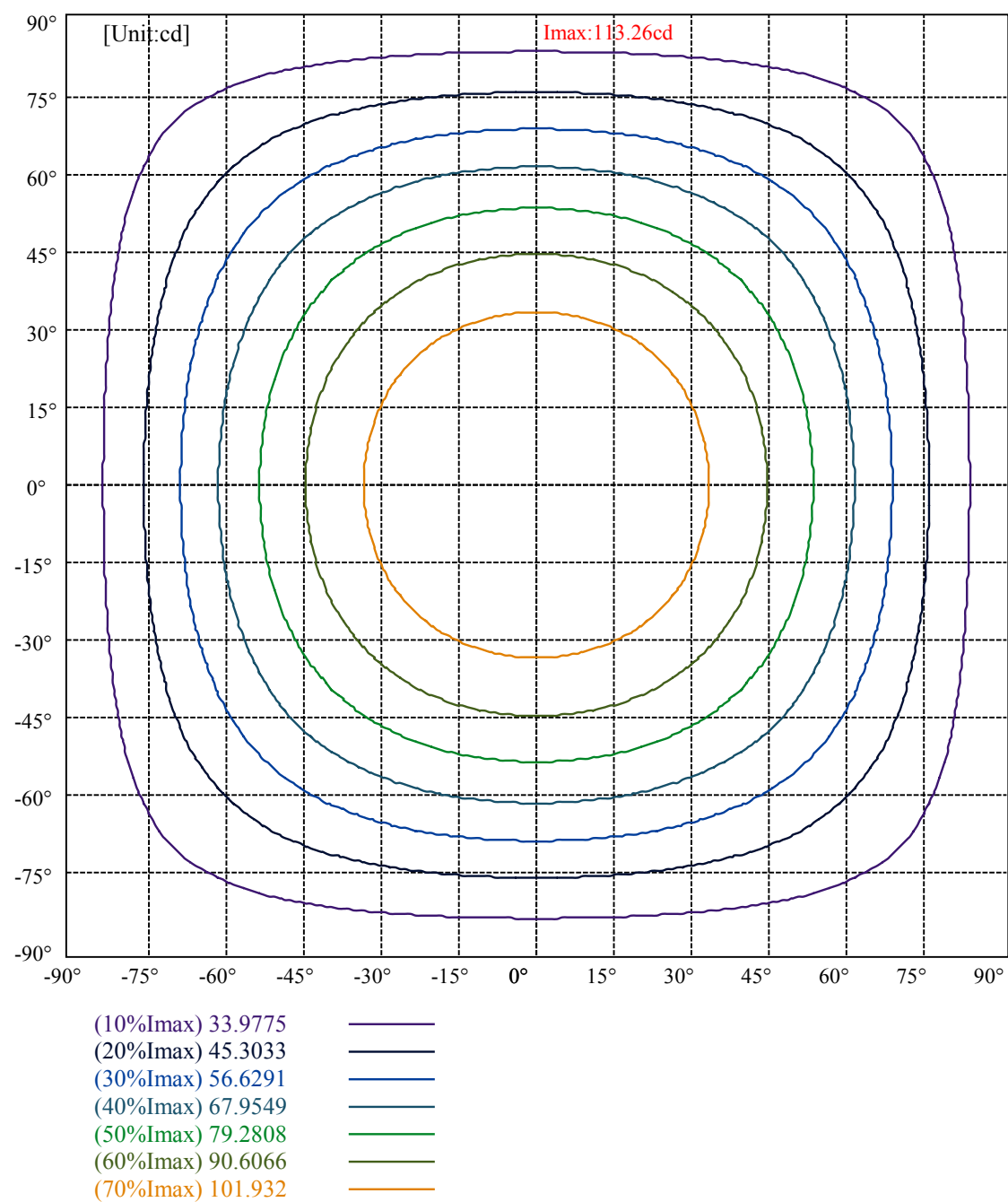


C0(Max):
C0/C180:
C90/C270:



Max , Ave

Beam angle of C0 plane 136.00



Luminance Table

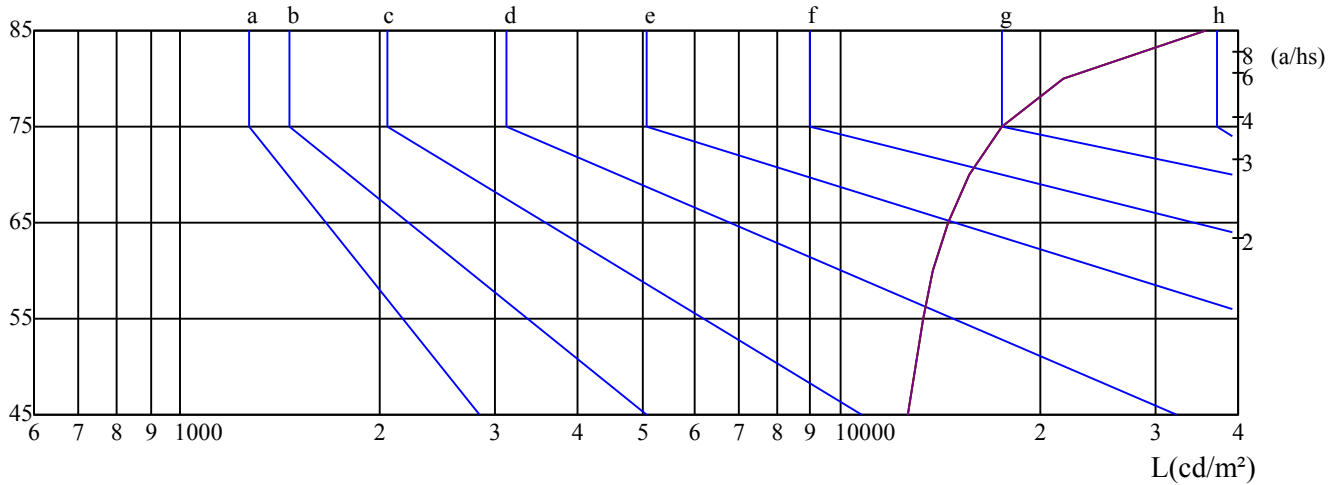
γ	45	50	55	60	65	70	75	80	85
C0	12665	12941	13314	13821	14507	15641	17526	21804	35644
C45	12665	12941	13314	13821	14507	15641	17526	21804	35644
C90	12665	12941	13314	13821	14507	15641	17526	21804	35644

L(Hor)(65)	L(Ver)(65)	L45(65)	L(Hor)(75)	L(Ver)(75)	L45(75)	L(Hor)(85)	L(Ver)(85)	L45(85)
14507	14507	14507	17526	17526	17526	35644	35644	35644

Glare Table

Glare	Quality	Service Values Illuminance(lx)							
1.15	A	2000	1000	500	≤ 300				
1.5	B		2000	1000	500	≤ 300			
1.85	C			2000	1000	500	≤ 300		
2.2	D				2000	1000	500	≤ 300	
2.55	E					2000	1000	500	≤ 300
		a	b	c	d	e	f	g	h

Luminance Limiting Curve

 $\gamma(^{\circ})$ 

C0 ———

C45 ———

C90 ———

Illumination assessment according UGR											
Rf of Ceiling	70	70	50	50	30	70	70	50	50	30	
Rf of Wall	50	30	50	30	30	50	30	50	30	30	
Rf of Floor	20	20	20	20	20	20	20	20	20	20	
Room dimensions		Viewed crosswise					Viewed endwise				
X	Y										
2H	2H	20.88	22.17	21.53	22.86	23.66	19.05	20.34	19.70	21.03	21.83
	3H	23.57	24.76	24.24	25.46	26.28	20.81	22.00	21.49	22.71	23.53
	4H	24.95	26.07	25.63	26.78	27.62	21.49	22.62	22.18	23.33	24.16
	6H	26.47	27.53	27.17	28.25	29.10	22.04	23.10	22.74	23.81	24.67
	8H	27.29	28.31	27.99	29.04	29.90	22.21	23.23	22.91	23.95	24.82
	12H	28.22	29.20	28.92	29.93	30.80	22.32	23.30	23.02	24.03	24.90
4H	2H	21.65	22.78	22.34	23.49	24.32	20.35	21.48	21.04	22.19	23.02
	3H	24.51	25.49	25.22	26.22	27.09	22.35	23.34	23.06	24.07	24.94
	4H	26.11	27.00	26.83	27.74	28.64	23.29	24.17	24.01	24.92	25.81
	6H	27.79	28.59	28.53	29.35	30.24	23.99	24.80	24.74	25.56	26.45
	8H	28.74	29.50	29.50	30.27	31.17	24.28	25.03	25.03	25.80	26.70
	12H	29.83	30.53	30.58	31.29	32.23	24.49	25.20	25.25	25.96	26.89
8H	4H	26.53	27.28	27.28	28.05	28.95	24.27	25.02	25.02	25.79	26.69
	6H	28.46	29.10	29.22	29.87	30.81	25.33	25.97	26.10	26.75	27.69
	8H	29.65	30.21	30.43	31.02	31.95	25.87	26.44	26.66	27.25	28.18
	12H	30.94	31.43	31.73	32.25	33.18	26.27	26.76	27.06	27.57	28.51
12H	4H	26.59	27.30	27.35	28.06	28.99	24.55	25.25	25.31	26.01	26.95
	6H	28.66	29.22	29.44	30.03	30.96	25.87	26.43	26.65	27.24	28.17
	8H	29.89	30.38	30.68	31.19	32.13	26.52	27.01	27.31	27.83	28.76
Variation with the observer position at spacings:											
S = 1.0H		0.2/-1.0					0.2/-1.0				
S = 1.5H		0.4/-0.9					0.4/-0.9				
S = 2.0H		0.2/-0.7					0.2/-0.7				
Standard tables:		BKBF					BKBF				
Uncorrected UGR		11.8					11.8				

依据CIE Publ. 117 计算 UGR, S/H = 0.25